

👤 Patient Name ▶ **Mr. AMIT KUMAR DUTTA** 📄 Reg No ▶ **202326/MST-26**
🔄 Refer By ▶ **DR. HDFC LIFE** ♀ Age/Gender ▶ **45/male**
🧪 Test Name ▶ **ECG** 🕒 Date ▶ **17/01/23**

Electrocardiogram Report

BP Systole:	130	SPO ₂		Height:	173
BP Diastole:	83	Pulse Rate:	72	Weight	70

ECG Status: Normal ECG
Dr. Advice: Sinus Rhythm
No Significant changes
ECG Found In Normal Limit
Final Impression: Normal ECG
Clinically Correlate

Report Analysis:	Result	Normal Heart Conduction Values
Heart Rate: Normal	75 BPM	Heart Rate - 50-100 BPM
PR Interval: Normal	154 ms	PR Intervals - 120- 220 ms
QRS Interval: Normal	83 ms	QRS Interval - 80 - 120 ms
QT/QTc Interval: Normal	352/395 ms	QT/QTc Interval - 350 - 470 ms
AV Block: Normal		
Axis: Normal		

Issued By:









Cardiologist

Dr. Pranjal Pratim Sarma

MBBS, MD (Medicine), DNB (Cardiologist)

Reg. No: 14591



 Patient Name ▶ **RINKI HALDAR**  Reg No ▶
 Refer By ▶ **AMIT MANDAL**  Age/Gender ▶ **23 YEARS/female**
 Test Name ▶ **ECG**  Date ▶ **17/01/23**

Electrocardiogram Report

ECG Status: Normal ECG
Dr. Advice: Sinus Rhythm
No Significant changes
ECG Found In Normal Limit
Final Impression: Normal ECG
Clinically Correlate

Report Analysis:

Heart Rate: **Normal**

PR Interval: **Normal**

QRS Interval: **Normal**

QT/QTc Interval: **Normal**

AV Block: **Normal**

Axis: **Normal**

Result

72 BPM

160 ms

72 ms

360/394 ms

Normal Heart Conduction Values

Heart Rate - **50-100 BPM**

PR Intervals - **120- 220 ms**

QRS Interval - **80 - 120 ms**

QT/QTc Interval - **350 - 470 ms**

Issued By:



Cardiologist

Dr. Pranjal Pratim Sarma

MBBS, MD (Medicine), DNB (Cardiologist)

Reg. No: 14591



Disclaimer: It is an online interpretation of medical data based on clinical data. All modern machines / procedures have their own limitation. If there is any clinical discrepancy, this investigation may be repeated or reassessed by other tests. Patient's identification in online reporting is not established, so in no way this report can be utilized for any medico legal purpose.



👤 Patient Name	▶ TAMANNA ARFIN	📄 Reg No	▶
🔄 Refer By	▶ SELF	♀ Age/Gender	▶ 29/female
🏠 Test Name	▶ ECG	🕒 Date	▶ 26/09/22

Electrocardiogram Report

ELECTROCARDIOGRAM REPORT

ECG Status: Normal ECG
Dr. Advice: Your ECG is Normal
No Significant changes
ECG Found In Normal Limit
Final Impression: Normal Sinus Rhythm
Clinically Correlate

Report Analysis:

Heart Rate: **Normal**
Rhythm: **Sinus Rhythm**
PR Interval: **Normal**
QRS Interval: **Normal**
QT/QTc Interval: **Normal**
AV Block: **Normal**
ST-Segment Waveform: **Normal**

Result

78 BPM

162 ms
60 ms
380/433 ms

Normal Heart Conduction Values

Heart Rate - **50-100 BPM**
PR Intervals - **120- 220 ms**
QRS Interval - **80 - 120 ms**
QT/QTc Interval - **350 - 470 ms**

Issued By:

Cardiologist

Dr. Pranjal Pratim Sarma
MBBS, MD (Medicine), DNB (Cardiologist)
Reg. No: 14591



Disclaimer: It is an online interpretation of medical data based on clinical data. All modern machines / procedures have their own limitation. If there is any clinical discrepancy, this investigation may be repeated or reassessed by other tests. Patient's identification in online reporting is not established, so in no way this report can be utilized for any medico-legal purpose.